

TIGRE VALVES

Function

Control the liquid flow that passes through piping;



1. TECHNICAL DATA

- PVC Valves – White Body, Red Handle.
- CPVC Valves – Ivory Body (CPVC), Blue Handle].
- Maximum test temperature: 140 °F (60 °C).
- NPT threads;

1.2 REFERENCE SPECIFICATIONS

- ASTM D2466 – Standard Specification for Poly (Vinyl Chloride) (PVC) Plastic Pipe Fittings, Schedule 40
- ASTM D2846 – Standard Specification for Chlorinated Poly (Vinyl Chloride) (CPVC) Plastic Hot-and Cold Water Distribution Systems;
- ASTM F1970 – Standard Specifications for Special Engineered Fittings, Appurtenances or valves for use in Poly (Vinyl Chloride) (PVC) or Chlorinated Poly (Vinyl Chloride) (CPVC) Systems
- NSF 14 and NSF61

2. BENEFITS

• SAFETY

Product 100% watertight due to the efficient sealing system.

• EASY TO INSTALL

Light, without nuts and with cold welded joints.

• HIGH LIFESPAN

New more resistant wheel that ensures longer lifespan

• EASY TO OPERATE

Easy operation, light turn with just 1/4 turn opening.

3. INSTRUCTIONS

3.1 INSTALLATION – WELDABLE VERSION:

Step 1: Using sandpaper, remove polish from surfaces to be welded (pocket and pipe tip), with the purpose of increasing adhesive effect area.

Step 2: Clean the surfaces sanded with TIGRE CLEANER, removing impurities and fats.

Distribute PVC CEMENT (PVC Valve) or CPVC CEMENT (CPVC Valve) evenly with brush or tube tip on the surfaces treated.

Step 3: Fit the parts and remove any adhesive excess.

ATTENTION:

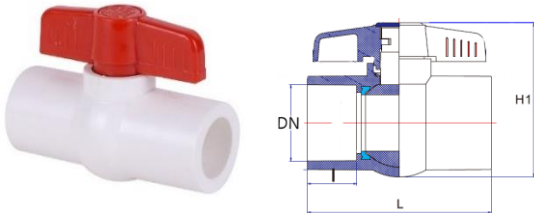
Case of threaded parts, at the end of the tube that has the thread, pass 3 to 5 turns of Teflon,

sealing the thread in a clockwise direction or in the direction of the tube thread.

Screw the valve in place.

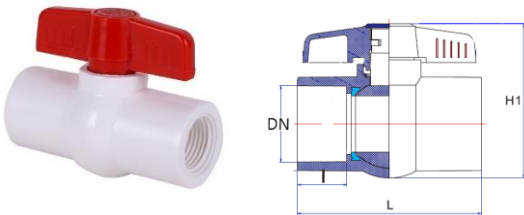
4. LINE ITEMS

PVC BALL VALVE SLIP X SLIP



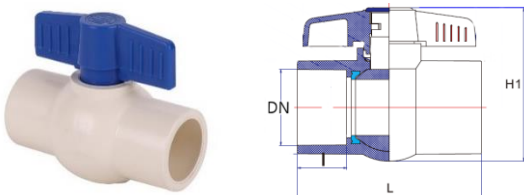
	DIMENSIONS					
	1/2"	3/4"	1"	1.1/4"	1.1/2"	2"
H1	64.3	76	94	103	112	126
I	22	25	28	28	33	39.5
L	80	92	106	112.5	129	148
DN	21.34	26.67	33.4	42.16	48.26	60.33

PVC BALL VALVE FIPT X FIPT



	DIMENSIONS					
	1/2"	3/4"	1"	1.1/4"	1.1/2"	2"
H1	64.3	76	94	103	112	126
I	22	25	28	28	33	39.5
L	80	92	106	112.5	129	148
DN (NPT Thread/in.)	14	14	11.5	11.5	11.5	11.5

CPVC BALL VALVE SLIP X SLIP



	DIMENSIONS	
	1/2"	3/4"
H1	60.45	71.25
I	21.6	25
L	80	92
DN	21.54	26.9